





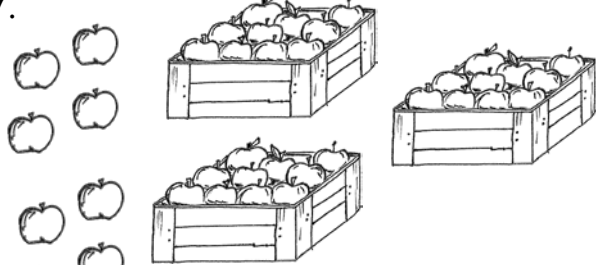



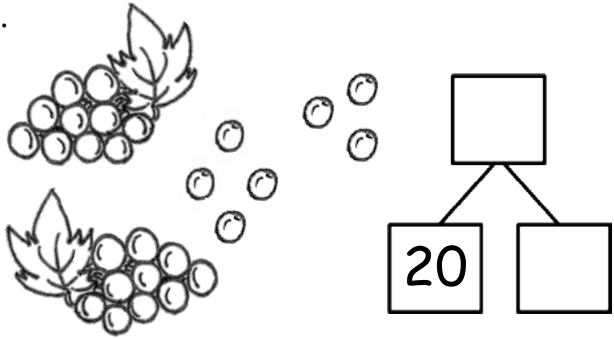
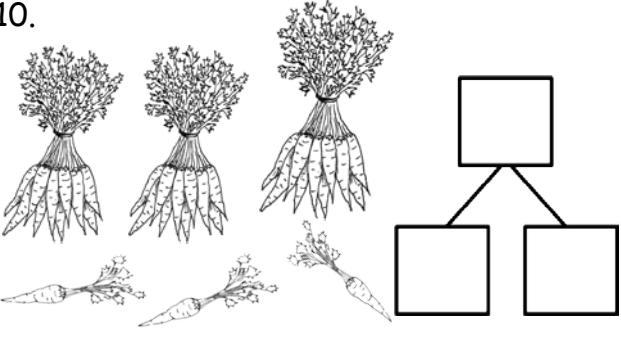
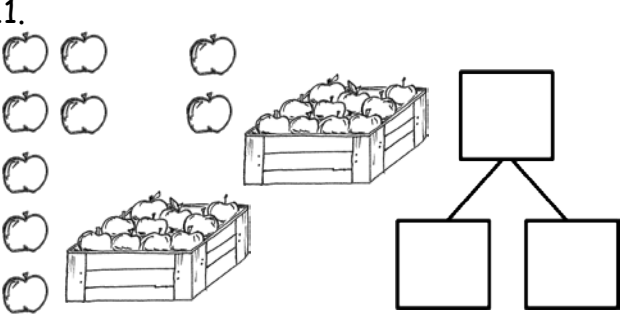
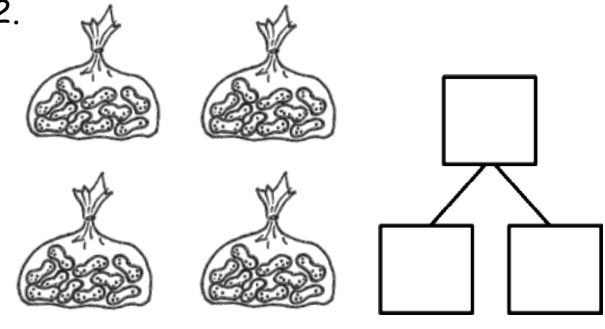
Name _____

Date _____

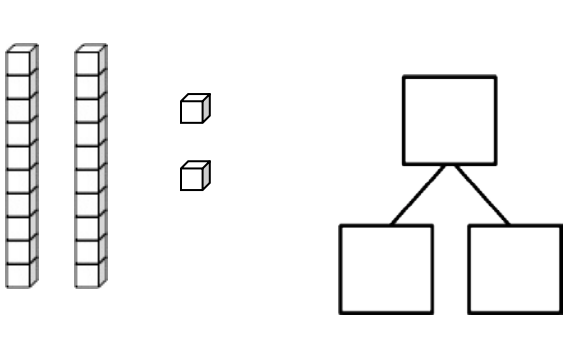
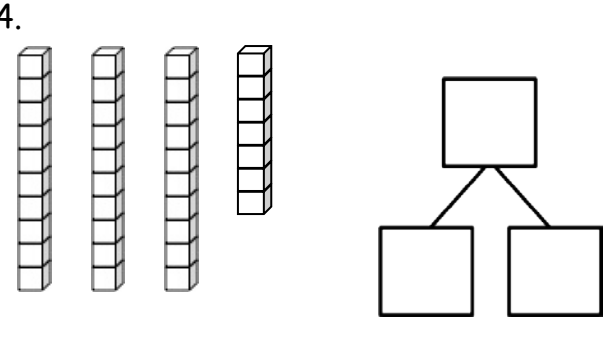
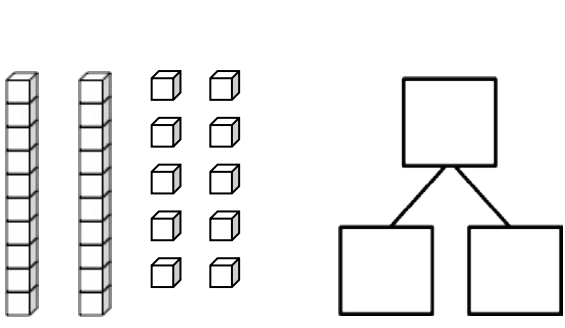
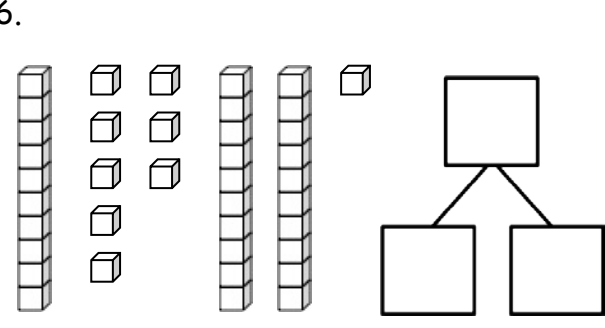
Circle groups of 10. Write the number to show the total amount of objects.

<p>1. </p> <p>There are _____ grapes.</p>	<p>2. </p> <p>There are _____ carrots.</p>
<p>3. </p> <p>There are _____ apples.</p>	<p>4. </p> <p>There are _____ peanuts.</p>
<p>5. </p> <p>There are _____ grapes.</p>	<p>6. </p> <p>There are _____ carrots.</p>
<p>7. </p> <p>There are _____ apples.</p>	<p>8. </p> <p>There are _____ peanuts.</p>

Make a number bond to show tens and ones.

<p>9.</p> 	<p>10.</p> 
<p>11.</p> 	<p>12.</p> 



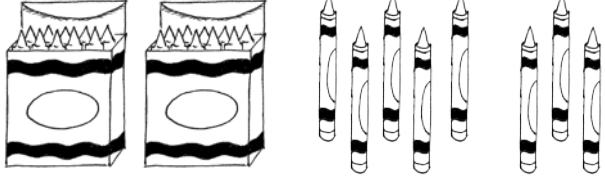
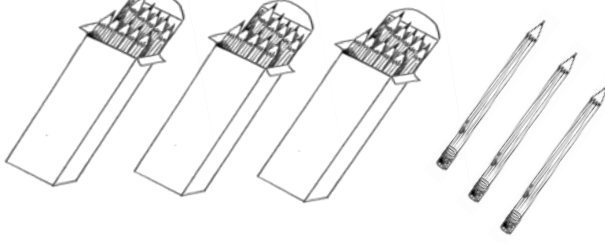



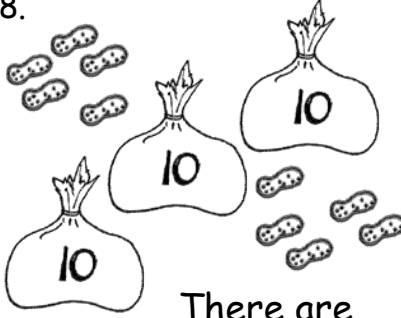
Make a number bond to show tens and ones. Circle tens to help.

<p>13.</p> 	<p>14.</p> 
<p>15.</p> 	<p>16.</p> 

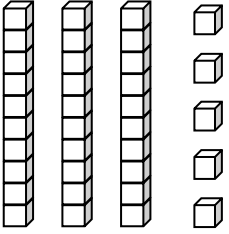
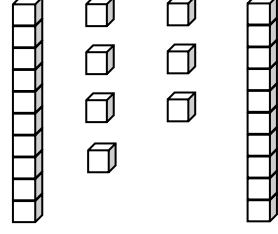
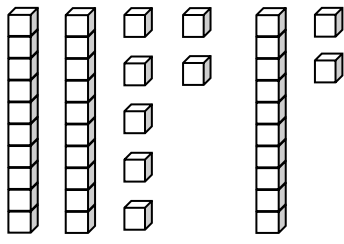
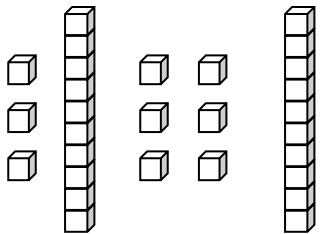
Name _____

Date _____

Write the tens and ones and say the numbers. Complete the statement.

<p>1.</p>  <p>17 = ____ ten ____ ones</p>	<p>2.</p>  <p>26 = ____ tens ____ ones</p>								
<p>3.</p>  <p>28 = ____ tens ____ ones</p>	<p>4.</p>  <p>____ tens ____ ones = 33</p>								
<p>5.</p>  <table border="1" data-bbox="519 1144 722 1323"> <thead> <tr> <th>tens</th> <th>ones</th> </tr> </thead> <tbody> <tr> <td> </td> <td> </td> </tr> </tbody> </table> <p>There are ____ balloons.</p>	tens	ones			<p>6.</p>  <table border="1" data-bbox="1201 1144 1404 1323"> <thead> <tr> <th>tens</th> <th>ones</th> </tr> </thead> <tbody> <tr> <td> </td> <td> </td> </tr> </tbody> </table> <p>There are ____ flowers.</p>	tens	ones		
tens	ones								
tens	ones								
<p>7.</p>  <table border="1" data-bbox="535 1512 738 1690"> <thead> <tr> <th>tens</th> <th>ones</th> </tr> </thead> <tbody> <tr> <td> </td> <td> </td> </tr> </tbody> </table> <p>There are ____ marbles.</p>	tens	ones			<p>8.</p>  <table border="1" data-bbox="1209 1501 1412 1680"> <thead> <tr> <th>tens</th> <th>ones</th> </tr> </thead> <tbody> <tr> <td> </td> <td> </td> </tr> </tbody> </table> <p>There are ____ peanuts.</p>	tens	ones		
tens	ones								
tens	ones								

Write the tens and ones. Complete the statement.

<p>9.</p>  <table border="1" style="margin-left: auto; margin-right: auto; text-align: center;"> <tr> <th style="padding: 2px 10px;">tens</th> <th style="padding: 2px 10px;">ones</th> </tr> <tr> <td style="height: 40px;"></td> <td style="height: 40px;"></td> </tr> </table> <p style="text-align: center;">There are _____ cubes.</p>	tens	ones			<p>10.</p>  <table border="1" style="margin-left: auto; margin-right: auto; text-align: center;"> <tr> <th style="padding: 2px 10px;">tens</th> <th style="padding: 2px 10px;">ones</th> </tr> <tr> <td style="height: 40px;"></td> <td style="height: 40px;"></td> </tr> </table> <p style="text-align: center;">There are _____ cubes.</p>	tens	ones		
tens	ones								
tens	ones								
<p>11.</p>  <table border="1" style="margin-left: auto; margin-right: auto; text-align: center;"> <tr> <th style="padding: 2px 10px;">tens</th> <th style="padding: 2px 10px;">ones</th> </tr> <tr> <td style="height: 40px;"></td> <td style="height: 40px;"></td> </tr> </table> <p style="text-align: center;">There are _____ cubes.</p>	tens	ones			<p>12.</p>  <table border="1" style="margin-left: auto; margin-right: auto; text-align: center;"> <tr> <th style="padding: 2px 10px;">tens</th> <th style="padding: 2px 10px;">ones</th> </tr> <tr> <td style="height: 40px;"></td> <td style="height: 40px;"></td> </tr> </table> <p style="text-align: center;">There are _____ cubes.</p>	tens	ones		
tens	ones								
tens	ones								




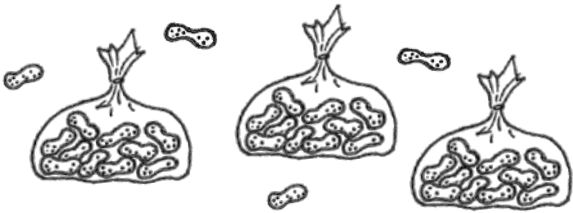

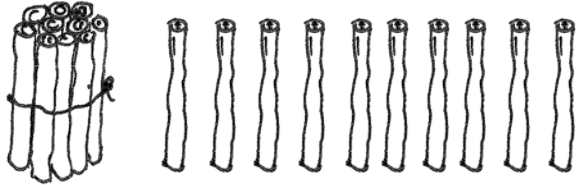
Write the missing numbers. Say them the regular way and the Say Ten Way.

<p>13.</p> <table border="1" style="margin-left: auto; margin-right: auto; text-align: center;"> <tr> <th style="padding: 2px 10px;">tens</th> <th style="padding: 2px 10px;">ones</th> </tr> <tr> <td style="height: 40px;"></td> <td style="height: 40px;"></td> </tr> </table> <div style="display: inline-block; vertical-align: middle; text-align: center;"> </div> <div style="display: inline-block; vertical-align: middle; text-align: center;"> <p style="font-size: 2em; color: gray;">35</p> <p>_____</p> </div>	tens	ones			<p>14.</p> <table border="1" style="margin-left: auto; margin-right: auto; text-align: center;"> <tr> <th style="padding: 2px 10px;">tens</th> <th style="padding: 2px 10px;">ones</th> </tr> <tr> <td style="padding: 10px;">2</td> <td style="padding: 10px;">7</td> </tr> </table> <div style="display: inline-block; vertical-align: middle; text-align: center;"> </div> <div style="display: inline-block; vertical-align: middle; text-align: center;"> <p>_____</p> </div>	tens	ones	2	7
tens	ones								
tens	ones								
2	7								
<p>15.</p> <table border="1" style="margin-left: auto; margin-right: auto; text-align: center;"> <tr> <th style="padding: 2px 10px;">tens</th> <th style="padding: 2px 10px;">ones</th> </tr> <tr> <td style="padding: 10px;">3</td> <td style="padding: 10px;">9</td> </tr> </table> <div style="display: inline-block; vertical-align: middle; text-align: center;"> </div> <div style="display: inline-block; vertical-align: middle; text-align: center;"> <p>_____</p> </div>	tens	ones	3	9	<p>16.</p> <table border="1" style="margin-left: auto; margin-right: auto; text-align: center;"> <tr> <th style="padding: 2px 10px;">tens</th> <th style="padding: 2px 10px;">ones</th> </tr> <tr> <td style="height: 40px;"></td> <td style="height: 40px;"></td> </tr> </table> <div style="display: inline-block; vertical-align: middle; text-align: center;"> </div> <div style="display: inline-block; vertical-align: middle; text-align: center;"> <p style="font-size: 2em;">29</p> <p>_____</p> </div>	tens	ones		
tens	ones								
3	9								
tens	ones								
<p>17.</p> <table border="1" style="margin-left: auto; margin-right: auto; text-align: center;"> <tr> <th style="padding: 2px 10px;">tens</th> <th style="padding: 2px 10px;">ones</th> </tr> <tr> <td style="height: 40px;"></td> <td style="padding: 10px;">0</td> </tr> </table> <div style="display: inline-block; vertical-align: middle; text-align: center;"> </div> <div style="display: inline-block; vertical-align: middle; text-align: center;"> <p style="font-size: 2em;">40</p> <p>_____</p> </div>	tens	ones		0	<p>18.</p> <table border="1" style="margin-left: auto; margin-right: auto; text-align: center;"> <tr> <th style="padding: 2px 10px;">tens</th> <th style="padding: 2px 10px;">ones</th> </tr> <tr> <td style="height: 40px;"></td> <td style="height: 40px;"></td> </tr> </table> <div style="display: inline-block; vertical-align: middle; text-align: center;"> </div> <div style="display: inline-block; vertical-align: middle; text-align: center;"> <p style="font-size: 2em;">9</p> <p>_____</p> </div>	tens	ones		
tens	ones								
	0								
tens	ones								

Name _____

Date _____

Count as many tens as you can. Complete each statement. Say the numbers and the sentences.

<p>1.</p>  <p>_____ ten _____ ones is the same as _____ ones.</p>	<p>2.</p>  <p>_____ tens _____ ones is the same as _____ ones.</p>
<p>3.</p>  <p>_____ tens _____ ones is the same as _____ ones.</p>	<p>4.</p>  <p>_____ tens _____ ones is the same as _____ ones.</p>
<p>5.</p>  <p>_____ tens _____ ones is the same as _____ ones.</p>	<p>6.</p>  <p>_____ ten _____ ones is the same as _____ ones.</p>

Match.

7. 3 tens 2 ones

29 ones

8.

tens	ones
1	7

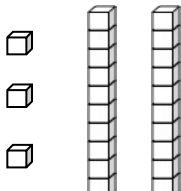
40 ones

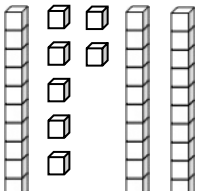
9. 37 ones

32 ones

10. 4 tens


17 ones

11. 




12. 9 ones 2 tens

Fill in the missing numbers.

13. 15 

tens	ones


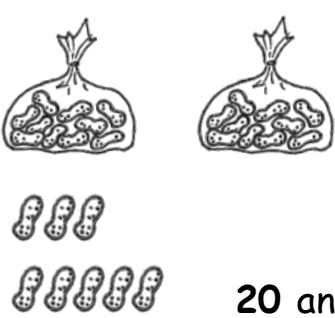
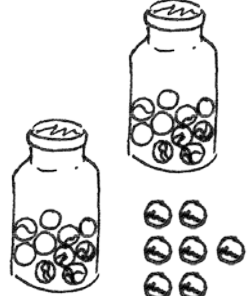
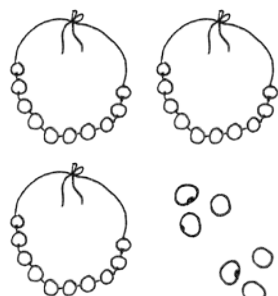


 _____ ones

14. _____  _____ tens _____ ones  39 ones


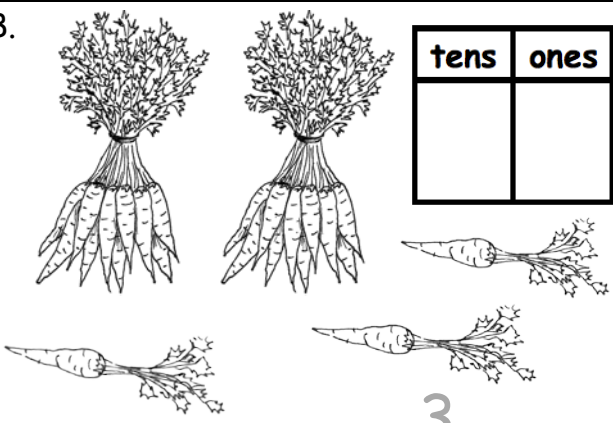
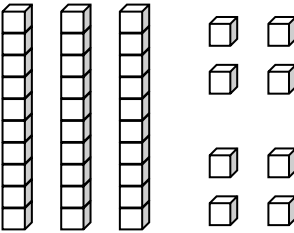
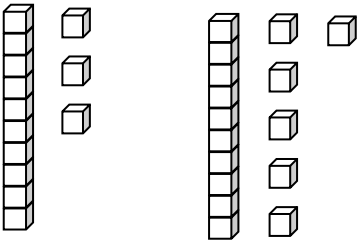
Name _____

Date _____

Fill in the number bond. Complete the sentences.

<p>1.</p>  <div style="display: flex; align-items: center; justify-content: center;"> <div style="border: 1px solid black; padding: 5px; margin-right: 10px;">20</div> <div style="border: 1px solid black; padding: 5px; margin-right: 10px;">3</div> <div style="border: 1px solid black; width: 50px; height: 50px; margin-left: 10px;"></div> </div> <p>20 and 3 make ____.</p> <p>20 + 3 = ____.</p>	<p>2.</p>  <div style="display: flex; align-items: center; justify-content: center;"> <div style="border: 1px solid black; padding: 5px; margin-right: 10px;"></div> <div style="border: 1px solid black; padding: 5px; margin-right: 10px;"></div> <div style="border: 1px solid black; width: 50px; height: 50px; margin-left: 10px;"></div> </div> <p>20 and 8 make ____.</p> <p>20 + 8 = ____.</p>
<p>3.</p>  <div style="display: flex; align-items: center; justify-content: center;"> <div style="border: 1px solid black; padding: 5px; margin-right: 10px;"></div> <div style="border: 1px solid black; padding: 5px; margin-right: 10px;"></div> <div style="border: 1px solid black; width: 50px; height: 50px; margin-left: 10px;"></div> </div> <p>20 + 7 = ____.</p> <p>7 more than 20 is ____.</p>	<p>4.</p>  <div style="display: flex; align-items: center; justify-content: center;"> <div style="border: 1px solid black; padding: 5px; margin-right: 10px;"></div> <div style="border: 1px solid black; padding: 5px; margin-right: 10px;"></div> <div style="border: 1px solid black; width: 50px; height: 50px; margin-left: 10px;"></div> </div> <p>30 + 6 = ____.</p> <p>6 more than 30 is ____.</p>
<p>5.</p>  <div style="display: flex; align-items: center; justify-content: center;"> <div style="border: 1px solid black; padding: 5px; margin-right: 10px;"></div> <div style="border: 1px solid black; padding: 5px; margin-right: 10px;"></div> <div style="border: 1px solid black; width: 50px; height: 50px; margin-left: 10px;"></div> </div> <p>5 + 20 = ____.</p> <p>20 more than 5 is ____.</p>	<p>6.</p>  <div style="display: flex; align-items: center; justify-content: center;"> <div style="border: 1px solid black; padding: 5px; margin-right: 10px;"></div> <div style="border: 1px solid black; padding: 5px; margin-right: 10px;"></div> <div style="border: 1px solid black; width: 50px; height: 50px; margin-left: 10px;"></div> </div> <p>8 + 30 = ____.</p> <p>30 more than 8 is ____.</p>

Write the tens and ones. Then, write an addition sentence to add the tens and ones.

<p>7.</p>  <table border="1" style="float: right; margin-top: 10px;"> <thead> <tr> <th style="padding: 2px 5px;">tens</th> <th style="padding: 2px 5px;">ones</th> </tr> </thead> <tbody> <tr> <td style="text-align: center; font-size: 24px;">1</td> <td style="text-align: center; font-size: 24px;">4</td> </tr> </tbody> </table> <p style="text-align: center; margin-top: 20px;"><u>10</u> + <u>4</u> = <u> </u></p>	tens	ones	1	4	<p>8.</p>  <table border="1" style="float: right; margin-top: 10px;"> <thead> <tr> <th style="padding: 2px 5px;">tens</th> <th style="padding: 2px 5px;">ones</th> </tr> </thead> <tbody> <tr> <td style="height: 40px;"></td> <td style="height: 40px;"></td> </tr> </tbody> </table> <p style="text-align: center; margin-top: 20px;"><u> </u> + <u>3</u> = <u> </u></p>	tens	ones		
tens	ones								
1	4								
tens	ones								
<p>9.</p>  <table border="1" style="float: right; margin-top: 10px;"> <thead> <tr> <th style="padding: 2px 5px;">tens</th> <th style="padding: 2px 5px;">ones</th> </tr> </thead> <tbody> <tr> <td style="height: 40px;"></td> <td style="height: 40px;"></td> </tr> </tbody> </table> <p style="text-align: center; margin-top: 20px;"><u> </u> = <u>30</u> + <u> </u></p>	tens	ones			<p>10.</p>  <table border="1" style="float: right; margin-top: 10px;"> <thead> <tr> <th style="padding: 2px 5px;">tens</th> <th style="padding: 2px 5px;">ones</th> </tr> </thead> <tbody> <tr> <td style="height: 40px;"></td> <td style="height: 40px;"></td> </tr> </tbody> </table> <p style="text-align: center; margin-top: 20px;"><u> </u> = <u>20</u> + <u> </u></p>	tens	ones		
tens	ones								
tens	ones								

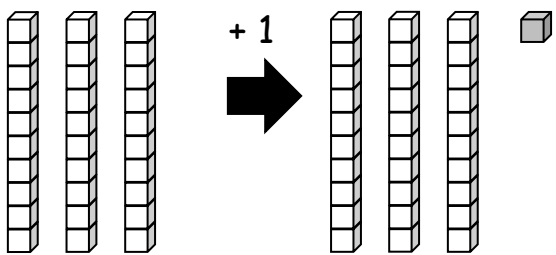
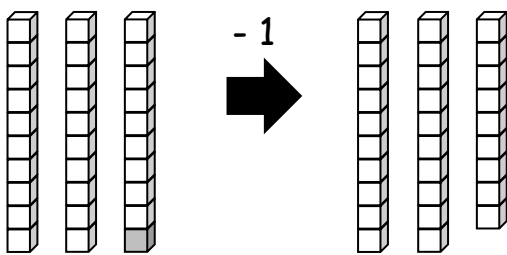
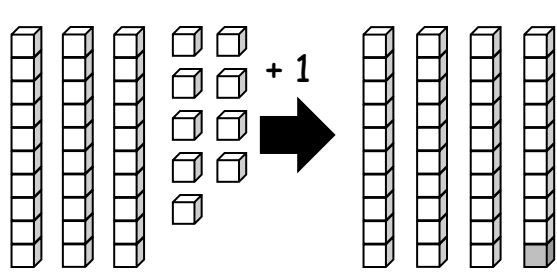
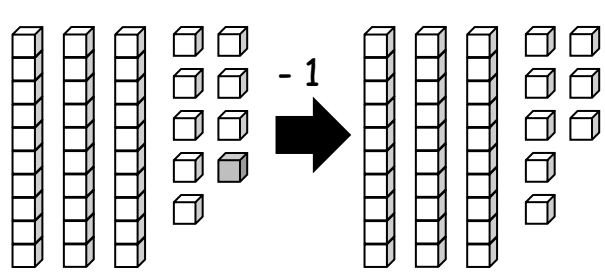
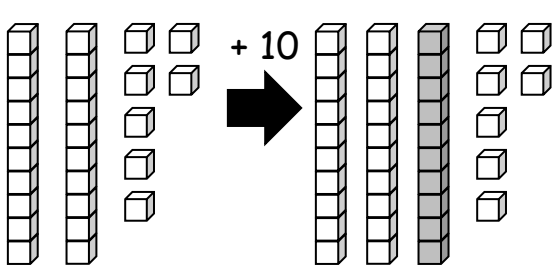
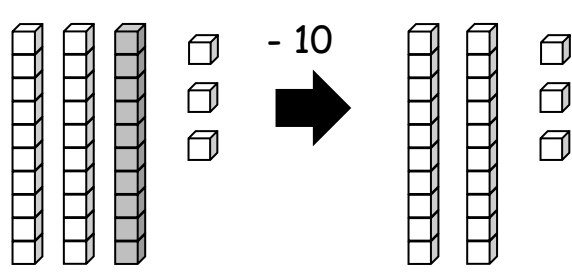
Match.

- | | |
|----------------------|----------|
| 11. 4 tens • | • 20 + 7 |
| 12. 2 tens 7 ones • | • 40 |
| 13. 3 more than 20 • | • 20 + 3 |
| 14. 9 ones 3 tens • | • 2 + 30 |
| 15. 2 ones 3 tens • | • 9 + 30 |

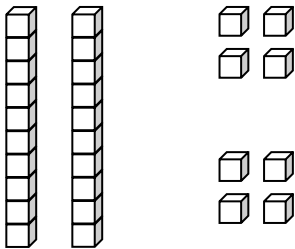
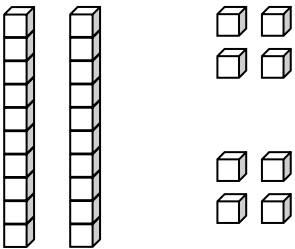
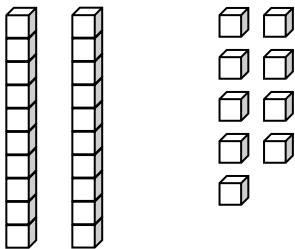
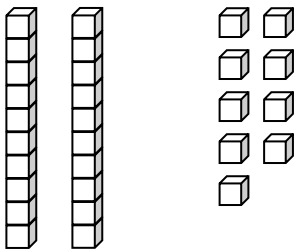
Name _____

Date _____

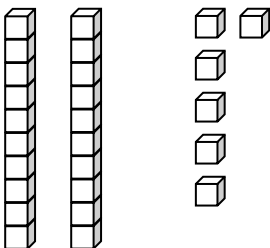
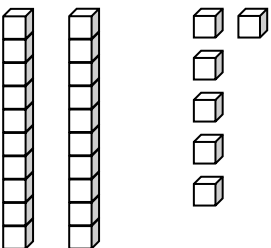
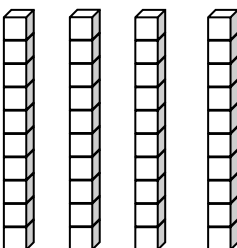
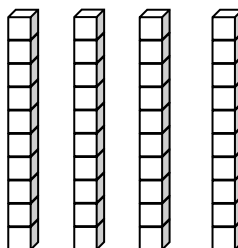
Write the number.

<p>1.</p>  <p>1 more than 30 is _____.</p>	<p>2.</p>  <p>1 less than 30 is _____.</p>
<p>3.</p>  <p>1 more than 39 is _____.</p>	<p>4.</p>  <p>1 less than 39 is _____.</p>
<p>5.</p>  <p>10 more than 27 is _____.</p>	<p>6.</p>  <p>10 less than 33 is _____.</p>

Draw 1 more or 10 more. You may use a quick ten to show 10 more.

<p>7.</p>  <p>1 more than 28 is _____.</p>	<p>8.</p>  <p>10 more than 28 is _____.</p>
<p>9.</p>  <p>1 more than 29 is _____.</p>	<p>10.</p>  <p>10 more than 29 is _____.</p>









Cross off (x) to show 1 less or 10 less.

<p>11.</p>  <p>10 less than 26 is _____.</p>	<p>12.</p>  <p>1 less than 26 is _____.</p>
<p>13.</p>  <p>10 less than 40 is _____.</p>	<p>14.</p>  <p>1 less than 40 is _____.</p>

Name _____

Date _____

Fill in the place value chart and the blanks.

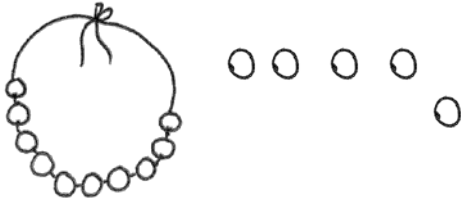
<p>1. </p> <table border="1" style="float: right; margin-left: 20px;"> <thead> <tr> <th style="padding: 5px;">tens</th> <th style="padding: 5px;">ones</th> </tr> </thead> <tbody> <tr> <td style="height: 60px;"></td> <td style="height: 60px;"></td> </tr> </tbody> </table> <p style="text-align: center; margin-top: 20px;">$20 = \underline{\hspace{2cm}} \text{ tens.}$</p>	tens	ones			<p>2. </p> <table border="1" style="float: right; margin-left: 20px;"> <thead> <tr> <th style="padding: 5px;">tens</th> <th style="padding: 5px;">ones</th> </tr> </thead> <tbody> <tr> <td style="height: 60px;"></td> <td style="height: 60px;"></td> </tr> </tbody> </table> <p style="text-align: center; margin-top: 20px;">$14 = \underline{\hspace{2cm}} \text{ ten and } \underline{\hspace{2cm}} \text{ ones.}$</p>	tens	ones		
tens	ones								
tens	ones								
<p>3. </p> <table border="1" style="float: right; margin-left: 20px;"> <thead> <tr> <th style="padding: 5px;">dimes</th> <th style="padding: 5px;">pennies</th> </tr> </thead> <tbody> <tr> <td style="height: 60px;"></td> <td style="height: 60px;"></td> </tr> </tbody> </table> <p style="text-align: center; margin-top: 20px;">$\underline{\hspace{2cm}} = 3 \text{ tens } 5 \text{ ones.}$</p>	dimes	pennies			<p>4. </p> <table border="1" style="float: right; margin-left: 20px;"> <thead> <tr> <th style="padding: 5px;">dimes</th> <th style="padding: 5px;">pennies</th> </tr> </thead> <tbody> <tr> <td style="height: 60px;"></td> <td style="height: 60px;"></td> </tr> </tbody> </table> <p style="text-align: center; margin-top: 20px;">$\underline{\hspace{2cm}} = 2 \text{ tens } 6 \text{ ones.}$</p>	dimes	pennies		
dimes	pennies								
dimes	pennies								
<p>5. </p> <table border="1" style="float: right; margin-left: 20px;"> <thead> <tr> <th style="padding: 5px;">dimes</th> <th style="padding: 5px;">pennies</th> </tr> </thead> <tbody> <tr> <td style="height: 60px;"></td> <td style="height: 60px;"></td> </tr> </tbody> </table> <p style="text-align: center; margin-top: 20px;">$\underline{\hspace{2cm}} = \underline{\hspace{2cm}} \text{ tens } \underline{\hspace{2cm}} \text{ ones.}$</p>	dimes	pennies			<p>6. </p> <table border="1" style="float: right; margin-left: 20px;"> <thead> <tr> <th style="padding: 5px;">dimes</th> <th style="padding: 5px;">pennies</th> </tr> </thead> <tbody> <tr> <td style="height: 60px;"></td> <td style="height: 60px;"></td> </tr> </tbody> </table> <p style="text-align: center; margin-top: 20px;">$\underline{\hspace{2cm}} = \underline{\hspace{2cm}} \text{ tens } \underline{\hspace{2cm}} \text{ ones.}$</p>	dimes	pennies		
dimes	pennies								
dimes	pennies								
<p>7. </p> <table border="1" style="float: right; margin-left: 20px;"> <thead> <tr> <th style="padding: 5px;">tens</th> <th style="padding: 5px;">ones</th> </tr> </thead> <tbody> <tr> <td style="height: 60px;"></td> <td style="height: 60px;"></td> </tr> </tbody> </table> <p style="text-align: center; margin-top: 20px;">$\underline{\hspace{2cm}} = \underline{\hspace{2cm}} \text{ tens } \underline{\hspace{2cm}} \text{ ones.}$</p>	tens	ones			<p>8. </p> <table border="1" style="float: right; margin-left: 20px;"> <thead> <tr> <th style="padding: 5px;">tens</th> <th style="padding: 5px;">ones</th> </tr> </thead> <tbody> <tr> <td style="height: 60px;"></td> <td style="height: 60px;"></td> </tr> </tbody> </table> <p style="text-align: center; margin-top: 20px;">$\underline{\hspace{2cm}} \text{ tens } \underline{\hspace{2cm}} \text{ ones} = \underline{\hspace{2cm}}.$</p>	tens	ones		
tens	ones								
tens	ones								



10 more than 25 is 35

Fill in the blank. Draw or cross off tens or ones as needed.

9.



1 more than 15 is _____.

10.



10 more than 5 is _____.

11.



10 more than 30 is _____.

12.



1 more than 30 is _____.

13.



1 less than 24 is _____.

14.



10 less than 24 is _____.

15.



10 less than 21 is _____.

16.



1 less than 21 is _____.

Name _____

Date _____

For each pair, write the number of items in each set. Then, circle the set with the greater number of items.

<p>1.</p> <p>_____</p>	<p>2.</p> <p>_____</p>
<p>3.</p> <p>_____</p>	<p>4.</p> <p>_____</p>

5. Circle the number that is *greater* in each pair.

a. 1 ten 2 ones 3 tens 2 ones

b. 2 tens 8 ones 3 tens 2 ones

c. 19 15

d. 31 26

6. Circle the set of coins that has a *greater* value.


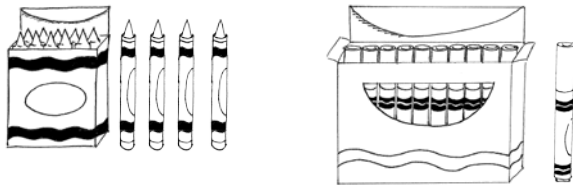




3 dimes



3 pennies


For each pair, write the number of items in each set. Circle the set with *fewer* items.

<p>7.</p>  <p>_____</p>	<p>8.</p>  <p>_____</p>
<p>9.</p>  <p>_____</p>	<p>10.</p>  <p>_____</p>

11. Circle the number that is *less* in each pair.

- | | | |
|----|---------------|---------------|
| a. | 2 tens 5 ones | 1 ten 5 ones |
| b. | 28 ones | 3 tens 2 ones |
| c. | 18 | 13 |
| d. | 31 | 26 |

12. Circle the set of coins that has *less* value.



13. Circle the amount that is *less*. Draw or write to show how you know.

32	17
----	----


Name _____

Date _____

1. Draw quick tens and ones to show each number. Label the first drawing as *less (L)*, *greater (G)*, or *equal to (E)* the second. Write a phrase from the word bank to compare the numbers.

Word Bank

is greater than
is less than
is equal to

<p>a.</p>  <p>20 _____ 18</p>	<p>b.</p> <p>2 tens 3 tens</p> <p>2 tens _____ 3 tens</p>
<p>c.</p> <p>24 15</p> <p>24 _____ 15</p>	<p>d.</p> <p>26 32</p> <p>26 _____ 32</p>

2. Write a phrase from the word bank to compare the numbers.

36 _____ 3 tens 6 ones

1 ten 8 ones _____ 3 tens 1 one

38 _____ 26

1 ten 7 ones _____ 27

15 _____ 1 ten 2 ones

30 _____ 28

29 _____ 32

3. Put the following numbers in order from *least* to *greatest*. Cross off each number after it has been used.

9	40	32	13	23
---	----	----	----	----

4. Put the following numbers in order from *greatest* to *least*. Cross off each number after it has been used.

9	40	32	13	23
---	----	----	----	----

5. Use the digits 8, 3, 2, and 7 to make 4 different two-digit numbers less than 40. Write them in order from *greatest* to *least*.

8	3	2	7
---	---	---	---

Examples: 32, 27....

Name _____

Date _____

1. Circle the alligator that is eating the *greater* number.

<p>a.</p> <p>40 20</p>	<p>b.</p> <p>10 30</p>	<p>c.</p> <p>18 14</p>	<p>d.</p> <p>19 36</p>
-----------------------------	-----------------------------	-----------------------------	-----------------------------

2. Write the numbers in the blanks so that the alligator is eating the *greater* number. With a partner, compare the numbers out loud, using *is greater than*, *is less than*, or *is equal to*. Remember to start with the number on the left.

<p>a.</p> <p>24 4</p> <p>_____ _____</p>	<p>b.</p> <p>38 36</p> <p>_____ _____</p>	<p>c.</p> <p>15 14</p> <p>_____ _____</p>
<p>d.</p> <p>20 2</p> <p>_____ _____</p>	<p>e.</p> <p>36 35</p> <p>_____ _____</p>	<p>f.</p> <p>20 19</p> <p>_____ _____</p>
<p>g.</p> <p>31 13</p> <p>_____ _____</p>	<p>h.</p> <p>23 32</p> <p>_____ _____</p>	<p>i.</p> <p>21 12</p> <p>_____ _____</p>

3. If the alligator is eating the *greater* number, circle it. If not, redraw the alligator.

<p>a.</p> <div style="display: flex; justify-content: space-around; align-items: center; height: 100px;"> <div style="text-align: center;">20</div> <div style="font-size: 40px;">➤</div> <div style="text-align: center;">19</div> </div>	<p>b.</p> <div style="display: flex; justify-content: space-around; align-items: center; height: 100px;"> <div style="text-align: center;">32</div> <div style="font-size: 40px;">➤</div> <div style="text-align: center;">23</div> </div>
--	--

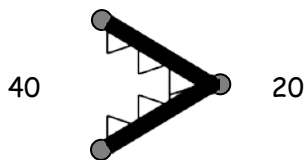
4. Complete the charts so that the alligator is eating a *greater* number.

<p>a.</p> <table border="1" style="display: inline-table; text-align: center; width: 80px;"> <tr><th style="font-size: 0.8em;">tens</th><th style="font-size: 0.8em;">ones</th></tr> <tr><td>1</td><td>2</td></tr> </table> <div style="font-size: 40px; margin: 0 10px;">➤</div> <table border="1" style="display: inline-table; text-align: center; width: 80px;"> <tr><th style="font-size: 0.8em;">tens</th><th style="font-size: 0.8em;">ones</th></tr> <tr><td>1</td><td></td></tr> </table>	tens	ones	1	2	tens	ones	1		<p>b.</p> <table border="1" style="display: inline-table; text-align: center; width: 80px;"> <tr><th style="font-size: 0.8em;">tens</th><th style="font-size: 0.8em;">ones</th></tr> <tr><td>2</td><td>7</td></tr> </table> <div style="font-size: 40px; margin: 0 10px;">➤</div> <table border="1" style="display: inline-table; text-align: center; width: 80px;"> <tr><th style="font-size: 0.8em;">tens</th><th style="font-size: 0.8em;">ones</th></tr> <tr><td>2</td><td></td></tr> </table>	tens	ones	2	7	tens	ones	2	
tens	ones																
1	2																
tens	ones																
1																	
tens	ones																
2	7																
tens	ones																
2																	
<p>c.</p> <table border="1" style="display: inline-table; text-align: center; width: 80px;"> <tr><th style="font-size: 0.8em;">tens</th><th style="font-size: 0.8em;">ones</th></tr> <tr><td>2</td><td>5</td></tr> </table> <div style="font-size: 40px; margin: 0 10px;">➤</div> <table border="1" style="display: inline-table; text-align: center; width: 80px;"> <tr><th style="font-size: 0.8em;">tens</th><th style="font-size: 0.8em;">ones</th></tr> <tr><td></td><td>5</td></tr> </table>	tens	ones	2	5	tens	ones		5	<p>d.</p> <table border="1" style="display: inline-table; text-align: center; width: 80px;"> <tr><th style="font-size: 0.8em;">tens</th><th style="font-size: 0.8em;">ones</th></tr> <tr><td></td><td>8</td></tr> </table> <div style="font-size: 40px; margin: 0 10px;">➤</div> <table border="1" style="display: inline-table; text-align: center; width: 80px;"> <tr><th style="font-size: 0.8em;">tens</th><th style="font-size: 0.8em;">ones</th></tr> <tr><td>3</td><td>8</td></tr> </table>	tens	ones		8	tens	ones	3	8
tens	ones																
2	5																
tens	ones																
	5																
tens	ones																
	8																
tens	ones																
3	8																
<p>e.</p> <table border="1" style="display: inline-table; text-align: center; width: 80px;"> <tr><th style="font-size: 0.8em;">tens</th><th style="font-size: 0.8em;">ones</th></tr> <tr><td>2</td><td>1</td></tr> </table> <div style="font-size: 40px; margin: 0 10px;">➤</div> <table border="1" style="display: inline-table; text-align: center; width: 80px;"> <tr><th style="font-size: 0.8em;">tens</th><th style="font-size: 0.8em;">ones</th></tr> <tr><td>2</td><td></td></tr> </table>	tens	ones	2	1	tens	ones	2		<p>f.</p> <table border="1" style="display: inline-table; text-align: center; width: 80px;"> <tr><th style="font-size: 0.8em;">tens</th><th style="font-size: 0.8em;">ones</th></tr> <tr><td>2</td><td>4</td></tr> </table> <div style="font-size: 40px; margin: 0 10px;">➤</div> <table border="1" style="display: inline-table; text-align: center; width: 80px;"> <tr><th style="font-size: 0.8em;">tens</th><th style="font-size: 0.8em;">ones</th></tr> <tr><td></td><td>4</td></tr> </table>	tens	ones	2	4	tens	ones		4
tens	ones																
2	1																
tens	ones																
2																	
tens	ones																
2	4																
tens	ones																
	4																
<p>g.</p> <table border="1" style="display: inline-table; text-align: center; width: 80px;"> <tr><th style="font-size: 0.8em;">tens</th><th style="font-size: 0.8em;">ones</th></tr> <tr><td>1</td><td>8</td></tr> </table> <div style="font-size: 40px; margin: 0 10px;">➤</div> <table border="1" style="display: inline-table; text-align: center; width: 80px;"> <tr><th style="font-size: 0.8em;">tens</th><th style="font-size: 0.8em;">ones</th></tr> <tr><td></td><td>5</td></tr> </table>	tens	ones	1	8	tens	ones		5	<p>h.</p> <table border="1" style="display: inline-table; text-align: center; width: 80px;"> <tr><th style="font-size: 0.8em;">tens</th><th style="font-size: 0.8em;">ones</th></tr> <tr><td>2</td><td>1</td></tr> </table> <div style="font-size: 40px; margin: 0 10px;">➤</div> <table border="1" style="display: inline-table; text-align: center; width: 80px;"> <tr><th style="font-size: 0.8em;">tens</th><th style="font-size: 0.8em;">ones</th></tr> <tr><td></td><td>9</td></tr> </table>	tens	ones	2	1	tens	ones		9
tens	ones																
1	8																
tens	ones																
	5																
tens	ones																
2	1																
tens	ones																
	9																
<p>i.</p> <table border="1" style="display: inline-table; text-align: center; width: 80px;"> <tr><th style="font-size: 0.8em;">tens</th><th style="font-size: 0.8em;">ones</th></tr> <tr><td></td><td>7</td></tr> </table> <div style="font-size: 40px; margin: 0 10px;">➤</div> <table border="1" style="display: inline-table; text-align: center; width: 80px;"> <tr><th style="font-size: 0.8em;">tens</th><th style="font-size: 0.8em;">ones</th></tr> <tr><td>2</td><td>1</td></tr> </table>	tens	ones		7	tens	ones	2	1	<p>j.</p> <table border="1" style="display: inline-table; text-align: center; width: 80px;"> <tr><th style="font-size: 0.8em;">tens</th><th style="font-size: 0.8em;">ones</th></tr> <tr><td>1</td><td>4</td></tr> </table> <div style="font-size: 40px; margin: 0 10px;">➤</div> <table border="1" style="display: inline-table; text-align: center; width: 80px;"> <tr><th style="font-size: 0.8em;">tens</th><th style="font-size: 0.8em;">ones</th></tr> <tr><td></td><td>4</td></tr> </table>	tens	ones	1	4	tens	ones		4
tens	ones																
	7																
tens	ones																
2	1																
tens	ones																
1	4																
tens	ones																
	4																

Name _____

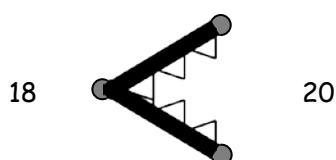
Date _____

1. Use the symbols to compare the numbers. Fill in the blank with $<$, $>$, or $=$ to make a true number sentence. Read the number sentences from left to right.



$$40 > 20$$

40 is greater than 20.



$$18 < 20$$

18 is less than 20.

a. 27 ○ 24	b. 31 ○ 28	c. 10 ○ 13
d. 13 ○ 15	e. 31 ○ 29	f. 38 ○ 18
g. 27 ○ 17	h. 32 ○ 21	i. 12 ○ 21



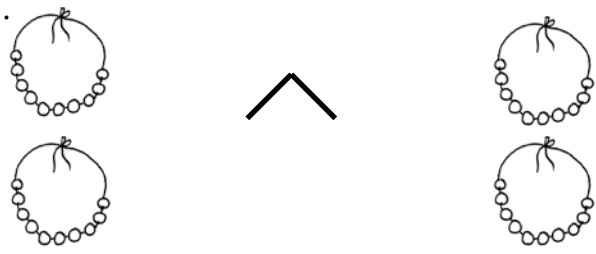

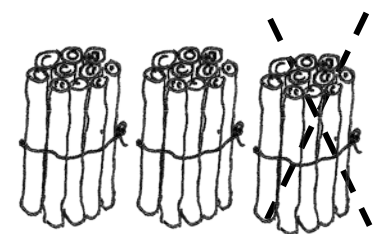
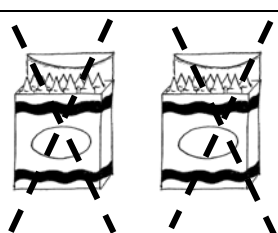
2. Circle the correct words to make the sentence true. Use $>$, $<$, or $=$ and numbers to write a true number sentence. The first one is done for you.

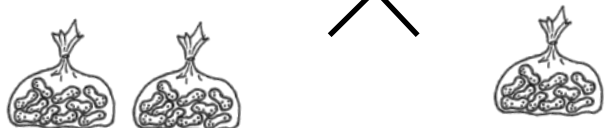
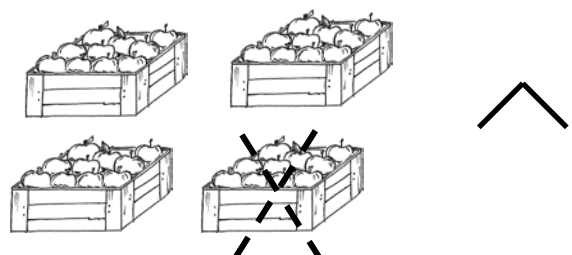

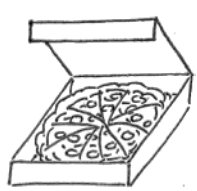
<p>a.</p> <div style="display: flex; justify-content: space-between; align-items: center;"> 36 <div style="border: 1px solid black; padding: 5px; text-align: center;"> is greater than is less than is equal to </div> 3 tens 6 ones </div> <div style="display: flex; justify-content: center; align-items: center; margin-top: 10px;"> = </div>	<p>b.</p> <div style="display: flex; justify-content: space-between; align-items: center;"> 1 ten 4 ones <div style="border: 1px solid black; padding: 5px; text-align: center;"> is greater than is less than is equal to </div> 17 </div> <div style="display: flex; justify-content: center; align-items: center; margin-top: 10px;"> </div>
<p>c.</p> <div style="display: flex; justify-content: space-between; align-items: center;"> 2 tens 4 ones <div style="border: 1px solid black; padding: 5px; text-align: center;"> is greater than is less than is equal to </div> 34 </div> <div style="display: flex; justify-content: center; align-items: center; margin-top: 10px;"> </div>	<p>d.</p> <div style="display: flex; justify-content: space-between; align-items: center;"> 20 <div style="border: 1px solid black; padding: 5px; text-align: center;"> is greater than is less than is equal to </div> 2 tens 0 ones </div> <div style="display: flex; justify-content: center; align-items: center; margin-top: 10px;"> </div>
<p>e.</p> <div style="display: flex; justify-content: space-between; align-items: center;"> 31 <div style="border: 1px solid black; padding: 5px; text-align: center;"> is greater than is less than is equal to </div> 13 </div> <div style="display: flex; justify-content: center; align-items: center; margin-top: 10px;"> </div>	<p>f.</p> <div style="display: flex; justify-content: space-between; align-items: center;"> 12 <div style="border: 1px solid black; padding: 5px; text-align: center;"> is greater than is less than is equal to </div> 21 </div> <div style="display: flex; justify-content: center; align-items: center; margin-top: 10px;"> </div>
<p>g.</p> <div style="display: flex; justify-content: space-between; align-items: center;"> 17 <div style="border: 1px solid black; padding: 5px; text-align: center;"> is greater than is less than is equal to </div> 3 ones 1 ten </div> <div style="display: flex; justify-content: center; align-items: center; margin-top: 10px;"> </div>	<p>h.</p> <div style="display: flex; justify-content: space-between; align-items: center;"> 30 <div style="border: 1px solid black; padding: 5px; text-align: center;"> is greater than is less than is equal to </div> 0 tens 30 ones </div> <div style="display: flex; justify-content: center; align-items: center; margin-top: 10px;"> </div>

Name _____

Date _____

Complete the number bonds and number sentences to match the picture. The first one is done for you.

<p>1.</p>  <div style="text-align: right;"> $\begin{array}{c} 40 \\ \swarrow \quad \searrow \\ 30 \quad 10 \end{array}$ </div> <p>3 tens + 1 ten = 4 tens 30 + 10 = 40</p>	<p>2.</p> <div style="text-align: center;"> $\begin{array}{c} 20 \\ \swarrow \quad \searrow \end{array}$ </div>  <p>____ ten + ____ ten = ____ tens</p> <p>_____</p>
<p>3.</p>  <div style="text-align: center;"> $\begin{array}{c} \swarrow \quad \searrow \end{array}$ </div> <p>____ tens = ____ tens + ____ tens</p> <p>_____</p>	<p>4.</p>  <div style="text-align: right;"> $\begin{array}{c} \swarrow \quad \searrow \end{array}$ </div> <p>____ tens = ____ tens + ____ ten</p> <p>_____</p>
<p>5.</p>  <div style="text-align: right;"> $\begin{array}{c} \swarrow \quad \searrow \end{array}$ </div> <p>____ tens - ____ ten = ____ tens</p> <p>_____</p>	<p>6.</p>  <div style="text-align: right;"> $\begin{array}{c} \swarrow \quad \searrow \end{array}$ </div> <p>____ tens - ____ tens = ____ tens</p> <p>_____</p>

<p>7.</p>  <p>_____ tens + _____ ten = _____ tens</p> <p>_____</p>	<p>8.</p>  <p>_____ tens - _____ ten = _____ tens</p> <p>_____</p>
<p>9.</p>  <p>_____ tens - _____ tens = _____ ten</p> <p>_____</p>	<p>10.</p>  <p>_____ ten - _____ tens = _____ ten</p> <p>_____</p>

11. Fill in the missing numbers. Match the related addition and subtraction facts.

- | | |
|----------------------------|-------------------------|
| a. 4 tens - 2 tens = _____ | 2 tens + 1 ten = 3 tens |
| b. 40 - 30 = _____ | 30 + 10 = 40 |
| c. 30 - 20 = _____ | 20 + 20 = 40 |


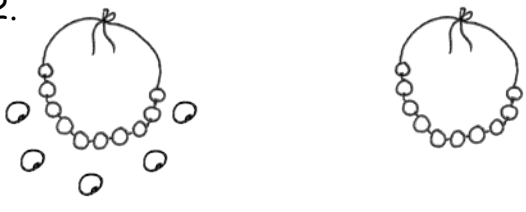
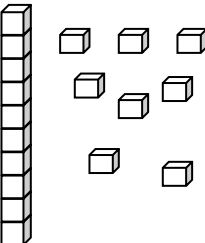
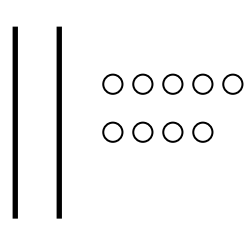
12. Fill in the missing numbers.

- | | | |
|--------------------|--------------------|-----------------------|
| a. 20 + 20 = _____ | b. 30 - 20 = _____ | c. 10 + _____ = 40 |
| d. 20 - _____ = 0 | e. 40 - _____ = 10 | f. _____ + _____ = 30 |

Name _____

Date _____

Fill in the missing numbers to match the picture. Write the matching number bond.

<p>1. </p> <div style="text-align: right; margin-right: 50px;"> $\begin{array}{c} 32 \\ \swarrow \quad \searrow \\ 12 \quad 20 \end{array}$ </div> <p>$12 + 20 = \underline{\hspace{2cm}}$</p>	<p>2. </p> <div style="text-align: right; margin-right: 50px;"> $\begin{array}{c} \\ \swarrow \quad \searrow \end{array}$ </div> <p>$15 + \underline{\hspace{2cm}} = \underline{\hspace{2cm}}$</p>
<p>3. </p> <div style="text-align: right; margin-right: 50px;"> $\begin{array}{c} \\ \swarrow \quad \searrow \end{array}$ </div> <p>$\underline{\hspace{2cm}} + \underline{\hspace{2cm}} = \underline{\hspace{2cm}}$</p>	<p>4. </p> <div style="text-align: right; margin-right: 50px;"> $\begin{array}{c} \\ \swarrow \quad \searrow \end{array}$ </div> <p>$\underline{\hspace{2cm}} + \underline{\hspace{2cm}} = \underline{\hspace{2cm}}$</p>





Draw using quick tens and ones. Complete the number bond, and write the sum in the place value chart and the number sentence.

<p>5. $19 + 10 = \underline{\hspace{2cm}}$</p> <div style="text-align: right; margin-right: 50px;"> $\begin{array}{c} \\ \swarrow \quad \searrow \end{array}$ </div> <div style="text-align: right; margin-right: 50px;"> <table border="1" style="border-collapse: collapse; text-align: center;"> <tr> <th style="padding: 5px;">tens</th> <th style="padding: 5px;">ones</th> </tr> <tr> <td style="height: 40px; width: 50px;"></td> <td style="height: 40px; width: 50px;"></td> </tr> </table> </div>	tens	ones			<p>6. $20 + 14 = \underline{\hspace{2cm}}$</p> <div style="text-align: right; margin-right: 50px;"> $\begin{array}{c} \\ \swarrow \quad \searrow \end{array}$ </div> <div style="text-align: right; margin-right: 50px;"> <table border="1" style="border-collapse: collapse; text-align: center;"> <tr> <th style="padding: 5px;">tens</th> <th style="padding: 5px;">ones</th> </tr> <tr> <td style="height: 40px; width: 50px;"></td> <td style="height: 40px; width: 50px;"></td> </tr> </table> </div>	tens	ones		
tens	ones								
tens	ones								

Use arrow notation to solve.

<p>7.</p> <div style="display: flex; align-items: center; margin-left: 40px;"> <div style="border: 1px solid black; padding: 2px 5px; margin-right: 10px;">+10</div> <div style="font-size: 24px; margin-right: 10px;">→</div> <div style="text-align: center;"> <div style="border: 1px solid black; padding: 2px 10px;">13</div> <div style="border-bottom: 1px solid black; width: 50px; margin-top: 5px;"></div> </div> </div>	<p>8.</p> <div style="display: flex; align-items: center; margin-left: 40px;"> <div style="border: 1px solid black; padding: 2px 5px; margin-right: 10px;">+</div> <div style="font-size: 24px; margin-right: 10px;">→</div> <div style="text-align: center;"> <div style="border: 1px solid black; padding: 2px 10px;">19</div> <div style="border-bottom: 1px solid black; width: 50px; margin-top: 5px;"></div> </div> <div style="margin-left: 20px;">39</div> </div>
<p>9.</p> <div style="display: flex; align-items: center; margin-left: 40px;"> <div style="border: 1px solid black; padding: 2px 5px; margin-right: 10px;">+10</div> <div style="font-size: 24px; margin-right: 10px;">→</div> <div style="text-align: center;"> <div style="border-bottom: 1px solid black; width: 50px; margin-bottom: 5px;"></div> <div style="margin-top: 5px;">26</div> </div> </div>	<p>10.</p> <div style="display: flex; align-items: center; margin-left: 40px;"> <div style="border: 1px solid black; padding: 2px 5px; margin-right: 10px;">+20</div> <div style="font-size: 24px; margin-right: 10px;">→</div> <div style="text-align: center;"> <div style="border-bottom: 1px solid black; width: 50px; margin-bottom: 5px;"></div> <div style="margin-top: 5px;">38</div> </div> </div>

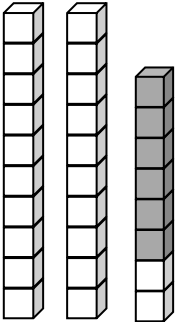
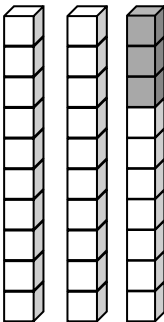


Use the dimes and pennies to complete the place value charts and the number sentences.

<p>11.</p> <div style="text-align: center; margin-bottom: 20px;">  </div> <div style="display: flex; justify-content: center; align-items: center;"> <table border="1" style="border-collapse: collapse; text-align: center;"> <tr><th style="padding: 5px;">tens</th><th style="padding: 5px;">ones</th></tr> <tr><td style="height: 40px;"></td><td style="height: 40px;"></td></tr> </table> <div style="margin: 0 10px;">+</div> <table border="1" style="border-collapse: collapse; text-align: center;"> <tr><th style="padding: 5px;">tens</th><th style="padding: 5px;">ones</th></tr> <tr><td style="height: 40px;"></td><td style="height: 40px;"></td></tr> </table> <div style="margin: 0 10px;">=</div> <table border="1" style="border-collapse: collapse; text-align: center;"> <tr><th style="padding: 5px;">tens</th><th style="padding: 5px;">ones</th></tr> <tr><td style="height: 40px;"></td><td style="height: 40px;"></td></tr> </table> </div>	tens	ones			tens	ones			tens	ones			<div style="text-align: center; margin-bottom: 20px;">  </div> <div style="display: flex; justify-content: center; align-items: center;"> <table border="1" style="border-collapse: collapse; text-align: center;"> <tr><th style="padding: 5px;">tens</th><th style="padding: 5px;">ones</th></tr> <tr><td style="height: 40px;"></td><td style="height: 40px;"></td></tr> </table> <div style="margin: 0 10px;">+</div> <table border="1" style="border-collapse: collapse; text-align: center;"> <tr><th style="padding: 5px;">tens</th><th style="padding: 5px;">ones</th></tr> <tr><td style="height: 40px;"></td><td style="height: 40px;"></td></tr> </table> <div style="margin: 0 10px;">=</div> <table border="1" style="border-collapse: collapse; text-align: center;"> <tr><th style="padding: 5px;">tens</th><th style="padding: 5px;">ones</th></tr> <tr><td style="height: 40px;"></td><td style="height: 40px;"></td></tr> </table> </div>	tens	ones			tens	ones			tens	ones		
tens	ones																								
tens	ones																								
tens	ones																								
tens	ones																								
tens	ones																								
tens	ones																								
<p>12.</p> <div style="text-align: center; margin-bottom: 20px;">  </div> <div style="display: flex; justify-content: center; align-items: center;"> <table border="1" style="border-collapse: collapse; text-align: center;"> <tr><th style="padding: 5px;">tens</th><th style="padding: 5px;">ones</th></tr> <tr><td style="height: 40px;"></td><td style="height: 40px;"></td></tr> </table> <div style="margin: 0 10px;">+</div> <table border="1" style="border-collapse: collapse; text-align: center;"> <tr><th style="padding: 5px;">tens</th><th style="padding: 5px;">ones</th></tr> <tr><td style="height: 40px;"></td><td style="height: 40px;"></td></tr> </table> <div style="margin: 0 10px;">=</div> <table border="1" style="border-collapse: collapse; text-align: center;"> <tr><th style="padding: 5px;">tens</th><th style="padding: 5px;">ones</th></tr> <tr><td style="height: 40px;"></td><td style="height: 40px;"></td></tr> </table> </div>	tens	ones			tens	ones			tens	ones			<div style="text-align: center; margin-bottom: 20px;">  </div> <div style="display: flex; justify-content: center; align-items: center;"> <table border="1" style="border-collapse: collapse; text-align: center;"> <tr><th style="padding: 5px;">tens</th><th style="padding: 5px;">ones</th></tr> <tr><td style="height: 40px;"></td><td style="height: 40px;"></td></tr> </table> <div style="margin: 0 10px;">+</div> <table border="1" style="border-collapse: collapse; text-align: center;"> <tr><th style="padding: 5px;">tens</th><th style="padding: 5px;">ones</th></tr> <tr><td style="height: 40px;"></td><td style="height: 40px;"></td></tr> </table> <div style="margin: 0 10px;">=</div> <table border="1" style="border-collapse: collapse; text-align: center;"> <tr><th style="padding: 5px;">tens</th><th style="padding: 5px;">ones</th></tr> <tr><td style="height: 40px;"></td><td style="height: 40px;"></td></tr> </table> </div>	tens	ones			tens	ones			tens	ones		
tens	ones																								
tens	ones																								
tens	ones																								
tens	ones																								
tens	ones																								
tens	ones																								

Name _____

Date _____

Use the pictures to complete the place value chart and number sentence. For Problems 5 and 6, make a quick ten drawing to help you solve.

<p>1. </p> <table border="1" style="margin-left: auto; margin-right: auto; text-align: center;"> <thead> <tr> <th style="padding: 5px;">tens</th> <th style="padding: 5px;">ones</th> </tr> </thead> <tbody> <tr> <td style="height: 60px;"></td> <td style="height: 60px;"></td> </tr> </tbody> </table> <p style="text-align: center; margin-top: 20px;">$22 + 6 = \underline{\hspace{2cm}}$</p>	tens	ones			<p>2. </p> <table border="1" style="margin-left: auto; margin-right: auto; text-align: center;"> <thead> <tr> <th style="padding: 5px;">tens</th> <th style="padding: 5px;">ones</th> </tr> </thead> <tbody> <tr> <td style="height: 60px;"></td> <td style="height: 60px;"></td> </tr> </tbody> </table> <p style="text-align: center; margin-top: 20px;">$\underline{\hspace{2cm}} + 3 = \underline{\hspace{2cm}}$</p>	tens	ones		
tens	ones								
tens	ones								
<p>3. </p> <table border="1" style="margin-left: auto; margin-right: auto; text-align: center;"> <thead> <tr> <th style="padding: 5px;">tens</th> <th style="padding: 5px;">ones</th> </tr> </thead> <tbody> <tr> <td style="height: 60px;"></td> <td style="height: 60px;"></td> </tr> </tbody> </table> <p style="text-align: center; margin-top: 20px;">$12 + \underline{\hspace{2cm}} = \underline{\hspace{2cm}}$</p>	tens	ones			<p>4. </p> <table border="1" style="margin-left: auto; margin-right: auto; text-align: center;"> <thead> <tr> <th style="padding: 5px;">tens</th> <th style="padding: 5px;">ones</th> </tr> </thead> <tbody> <tr> <td style="height: 60px;"></td> <td style="height: 60px;"></td> </tr> </tbody> </table> <p style="text-align: center; margin-top: 20px;">$\underline{\hspace{2cm}} + \underline{\hspace{2cm}} = \underline{\hspace{2cm}}$</p>	tens	ones		
tens	ones								
tens	ones								
<p>5.</p> <table border="1" style="margin-left: auto; margin-right: auto; text-align: center;"> <thead> <tr> <th style="padding: 5px;">tens</th> <th style="padding: 5px;">ones</th> </tr> </thead> <tbody> <tr> <td style="height: 60px;"></td> <td style="height: 60px;"></td> </tr> </tbody> </table> <p style="text-align: center; margin-top: 20px;">$24 + 6 = \underline{\hspace{2cm}}$</p>	tens	ones			<p>6.</p> <table border="1" style="margin-left: auto; margin-right: auto; text-align: center;"> <thead> <tr> <th style="padding: 5px;">tens</th> <th style="padding: 5px;">ones</th> </tr> </thead> <tbody> <tr> <td style="height: 60px;"></td> <td style="height: 60px;"></td> </tr> </tbody> </table> <p style="text-align: center; margin-top: 20px;">$24 + 3 = \underline{\hspace{2cm}}$</p>	tens	ones		
tens	ones								
tens	ones								


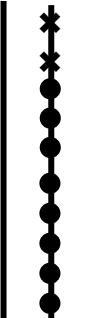
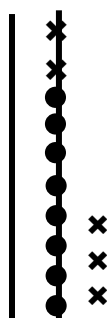
Draw quick tens, ones, and number bonds to solve. Complete the place value chart.

<p>7.</p> $\begin{array}{c} 21 + 9 = \underline{\hspace{2cm}} \\ \wedge \end{array}$ <table border="1" style="margin-left: auto; margin-right: auto; text-align: center;"> <thead> <tr> <th style="padding: 2px 5px;">tens</th> <th style="padding: 2px 5px;">ones</th> </tr> </thead> <tbody> <tr> <td style="height: 40px; width: 50px;"></td> <td style="height: 40px; width: 50px;"></td> </tr> </tbody> </table> <div style="margin-left: auto; margin-right: auto; text-align: center;"> <table style="border-collapse: collapse;"> <tr> <td style="border-left: 1px solid black; border-right: 1px solid black; height: 100px; width: 10px;"></td> <td style="border-left: 1px solid black; border-right: 1px solid black; height: 100px; width: 10px;"></td> <td style="padding-left: 5px;"> x x x x x x x x x x ● </td> </tr> </table> </div>	tens	ones					x x x x x x x x x x ●	<p>8.</p> $21 + 7 = \underline{\hspace{2cm}}$ <table border="1" style="margin-left: auto; margin-right: auto; text-align: center;"> <thead> <tr> <th style="padding: 2px 5px;">tens</th> <th style="padding: 2px 5px;">ones</th> </tr> </thead> <tbody> <tr> <td style="height: 40px; width: 50px;"></td> <td style="height: 40px; width: 50px;"></td> </tr> </tbody> </table>	tens	ones		
tens	ones											
		x x x x x x x x x x ●										
tens	ones											
<p>9.</p> $13 + 7 = \underline{\hspace{2cm}}$ <table border="1" style="margin-left: auto; margin-right: auto; text-align: center;"> <thead> <tr> <th style="padding: 2px 5px;">tens</th> <th style="padding: 2px 5px;">ones</th> </tr> </thead> <tbody> <tr> <td style="height: 40px; width: 50px;"></td> <td style="height: 40px; width: 50px;"></td> </tr> </tbody> </table>	tens	ones			<p>10.</p> $26 + 4 = \underline{\hspace{2cm}}$ <table border="1" style="margin-left: auto; margin-right: auto; text-align: center;"> <thead> <tr> <th style="padding: 2px 5px;">tens</th> <th style="padding: 2px 5px;">ones</th> </tr> </thead> <tbody> <tr> <td style="height: 40px; width: 50px;"></td> <td style="height: 40px; width: 50px;"></td> </tr> </tbody> </table>	tens	ones					
tens	ones											
tens	ones											
<p>11.</p> $32 + 3 = \underline{\hspace{2cm}}$ <table border="1" style="margin-left: auto; margin-right: auto; text-align: center;"> <thead> <tr> <th style="padding: 2px 5px;">tens</th> <th style="padding: 2px 5px;">ones</th> </tr> </thead> <tbody> <tr> <td style="height: 40px; width: 50px;"></td> <td style="height: 40px; width: 50px;"></td> </tr> </tbody> </table>	tens	ones			<p>12.</p> $38 + 2 = \underline{\hspace{2cm}}$ <table border="1" style="margin-left: auto; margin-right: auto; text-align: center;"> <thead> <tr> <th style="padding: 2px 5px;">tens</th> <th style="padding: 2px 5px;">ones</th> </tr> </thead> <tbody> <tr> <td style="height: 40px; width: 50px;"></td> <td style="height: 40px; width: 50px;"></td> </tr> </tbody> </table>	tens	ones					
tens	ones											
tens	ones											

Name _____

Date _____

Use the pictures or draw quick tens and ones. Complete the number sentence and place value chart.

<p>1. $18 + 1 = \underline{\hspace{2cm}}$</p>  <table border="1" data-bbox="316 714 527 892"> <thead> <tr> <th>tens</th> <th>ones</th> </tr> </thead> <tbody> <tr> <td> </td> <td> </td> </tr> </tbody> </table>	tens	ones			<p>2. $18 + 2 = \underline{\hspace{2cm}}$</p>  <table border="1" data-bbox="763 714 974 892"> <thead> <tr> <th>tens</th> <th>ones</th> </tr> </thead> <tbody> <tr> <td> </td> <td> </td> </tr> </tbody> </table>	tens	ones			<p>3. $18 + 5 = \underline{\hspace{2cm}}$</p>  <table border="1" data-bbox="1201 714 1412 892"> <thead> <tr> <th>tens</th> <th>ones</th> </tr> </thead> <tbody> <tr> <td> </td> <td> </td> </tr> </tbody> </table>	tens	ones		
tens	ones													
tens	ones													
tens	ones													
<p>4. $29 + 1 = \underline{\hspace{2cm}}$</p> <table border="1" data-bbox="316 1218 527 1396"> <thead> <tr> <th>tens</th> <th>ones</th> </tr> </thead> <tbody> <tr> <td> </td> <td> </td> </tr> </tbody> </table>	tens	ones			<p>5. $29 + 3 = \underline{\hspace{2cm}}$</p> <table border="1" data-bbox="763 1218 974 1396"> <thead> <tr> <th>tens</th> <th>ones</th> </tr> </thead> <tbody> <tr> <td> </td> <td> </td> </tr> </tbody> </table>	tens	ones			<p>6. $29 + 6 = \underline{\hspace{2cm}}$</p> <table border="1" data-bbox="1201 1218 1412 1396"> <thead> <tr> <th>tens</th> <th>ones</th> </tr> </thead> <tbody> <tr> <td> </td> <td> </td> </tr> </tbody> </table>	tens	ones		
tens	ones													
tens	ones													
tens	ones													
<p>7. $16 + 4 = \underline{\hspace{2cm}}$</p> <table border="1" data-bbox="316 1669 527 1848"> <thead> <tr> <th>tens</th> <th>ones</th> </tr> </thead> <tbody> <tr> <td> </td> <td> </td> </tr> </tbody> </table>	tens	ones			<p>8. $16 + 6 = \underline{\hspace{2cm}}$</p> <table border="1" data-bbox="763 1669 974 1848"> <thead> <tr> <th>tens</th> <th>ones</th> </tr> </thead> <tbody> <tr> <td> </td> <td> </td> </tr> </tbody> </table>	tens	ones			<p>9. $26 + 6 = \underline{\hspace{2cm}}$</p> <table border="1" data-bbox="1201 1669 1412 1848"> <thead> <tr> <th>tens</th> <th>ones</th> </tr> </thead> <tbody> <tr> <td> </td> <td> </td> </tr> </tbody> </table>	tens	ones		
tens	ones													
tens	ones													
tens	ones													

Make a number bond to solve. Show your thinking with number sentences or the arrow way. Complete the place value chart.

10.

$17 + 2 = \underline{\quad}$

tens	ones

11.

$17 + 5 = \underline{\quad}$

tens	ones

12.

$25 + 4 = \underline{\quad}$

tens	ones

13.

$25 + 6 = \underline{\quad}$

tens	ones

14.

$34 + 4 = \underline{\quad}$

tens	ones

15.


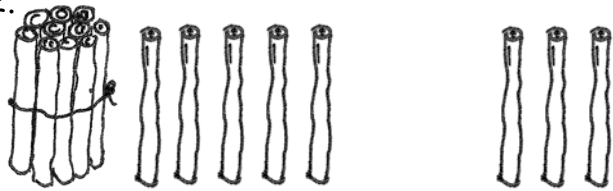
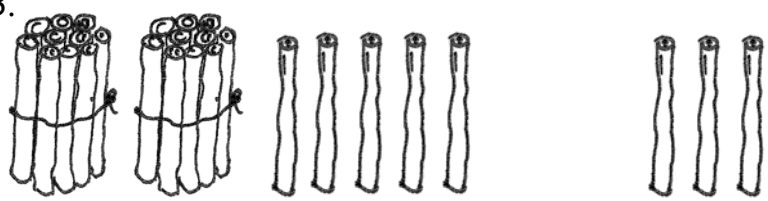
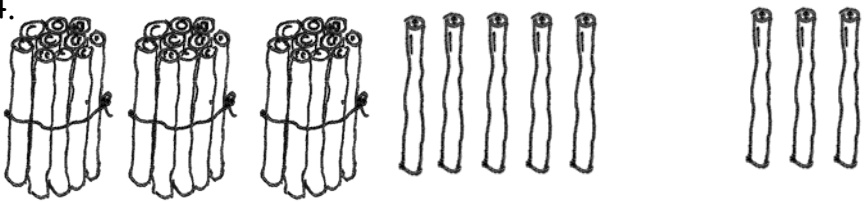



$34 + 8 = \underline{\quad}$

tens	ones

Name _____

Date _____

Solve the problems.

1.		$5 + 3 = \underline{\hspace{2cm}}$
2.		$15 + 3 = \underline{\hspace{2cm}}$
3.		$25 + 3 = \underline{\hspace{2cm}}$
4.		$35 + 3 = \underline{\hspace{2cm}}$
5.		$8 + 4 = \underline{\hspace{2cm}}$
6.		$18 + 4 = \underline{\hspace{2cm}}$
7.		$28 + 4 = \underline{\hspace{2cm}}$

8. Solve the problems.

a. $6 + 2 = \underline{\quad}$	b. $16 + 2 = \underline{\quad}$	c. $26 + 2 = \underline{\quad}$	d. $36 + 2 = \underline{\quad}$
e. $6 + 4 = \underline{\quad}$	f. $16 + 4 = \underline{\quad}$	g. $26 + 4 = \underline{\quad}$	h. $36 + 4 = \underline{\quad}$
i. $9 + 2 = \underline{\quad}$	j. $19 + 2 = \underline{\quad}$	k. $29 + 2 = \underline{\quad}$	
l. $8 + 6 = \underline{\quad}$	m. $18 + 6 = \underline{\quad}$	n. $28 + 6 = \underline{\quad}$	

Solve the problems. Show the 1-digit addition sentence that helped you solve.

9. $23 + 6 = \underline{\quad}$

10. $27 + 6 = \underline{\quad}$

Name _____ Date _____

Draw quick tens and ones to help you solve the addition problems.

1. $16 + 3 = \underline{\quad}$	2. $17 + 3 = \underline{\quad}$
3. $18 + 20 = \underline{\quad}$	4. $31 + 8 = \underline{\quad}$
5. $3 + 14 = \underline{\quad}$	6. $6 + 30 = \underline{\quad}$
7. $23 + 7 = \underline{\quad}$	8. $17 + 3 = \underline{\quad}$

With a partner, try more problems using quick ten drawings, number bonds, or the arrow way.

9. $32 + 7 = \underline{\hspace{2cm}}$

10. $13 + 20 = \underline{\hspace{2cm}}$

11. $6 + 34 = \underline{\hspace{2cm}}$

12. $4 + 36 = \underline{\hspace{2cm}}$

13. $20 + 18 = \underline{\hspace{2cm}}$

14. $14 + 20 = \underline{\hspace{2cm}}$



15. Draw dimes and pennies to help you solve the addition problems.

a. $16 + 20 = \underline{\hspace{2cm}}$

b. $22 + 7 = \underline{\hspace{2cm}}$

Name _____ Date _____

Solve the problems by drawing quick tens and ones or a number bond.

1. $25 + 1 = \underline{\hspace{2cm}}$	2. $25 + 10 = \underline{\hspace{2cm}}$
3. $15 + 4 = \underline{\hspace{2cm}}$	4. $15 + 20 = \underline{\hspace{2cm}}$
5. $16 + 7 = \underline{\hspace{2cm}}$	6. $26 + 7 = \underline{\hspace{2cm}}$
7. $23 + 7 = \underline{\hspace{2cm}}$	8. $33 + 7 = \underline{\hspace{2cm}}$

9. $16 + 20 = \underline{\hspace{2cm}}$	10. $6 + 24 = \underline{\hspace{2cm}}$
--	--

11. Try more problems with a partner. Use your personal white board to help you solve.

a. $4 + 26$

b. $28 + 4$

c. $32 + 7$

d. $20 + 18$

e. $9 + 23$

f. $9 + 27$

Choose one problem you solved by drawing quick tens, and be ready to discuss.

Choose one problem you solved using the number bond, and be ready to discuss.

Name _____

Date _____

1. Each of the solutions is missing numbers or parts of the drawing. Fix each one so it is accurate and complete.

$$13 + 8 = 21$$

a.

Handwritten work for problem 1a: $13 \rightarrow 20 \rightarrow 21$

b.

Handwritten work for problem 1b: $13 + 8 = 21$

c.

Handwritten work for problem 1c: A vertical line with 13 X's and 8 dots below them.

2. Circle the student work that correctly solves the addition problem.

$$16 + 5$$

a.

Handwritten work for problem 2a: $16 + 5 = 21$, with a diagram showing $16 + 4 = 20$ and $20 + 1 = 21$.

b.

Handwritten work for problem 2b: $16 + 5 = 21$, with a diagram showing $16 + 5 = 21$.

c.


Handwritten work for problem 2c: $16 + 3 = 20$, $20 + 2 = 22$.

- d. Fix the work that was incorrect by making new work in the space below with the matching number sentence.


3. Circle the student work that correctly solves the addition problem.

$$13 + 20$$

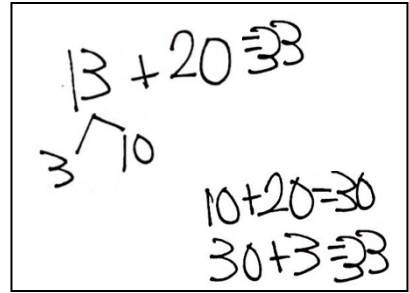
a.



b.



c.



- d. Fix the work that was incorrect by making a new drawing in the space below with the matching number sentence.

4. Solve using quick tens, the arrow way, or number bonds.

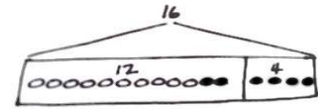
$$17 + 5 = \underline{\quad}$$

A large empty rectangular box for student work.

Share with your partner. Discuss why you chose to solve the way you did.

Name _____

Date _____

Read the word problem.Draw a tape diagram and label.Write a number sentence and a statement that matches the story.

1. Lee saw 6 squashes and 7 pumpkins growing in his garden. How many vegetables did he see growing in his garden?

Lee saw _____ vegetables.

2. Kiana caught 6 lizards. Her brother caught 6 snakes. How many reptiles do they have all together?

Kiana and her brother have _____ reptiles.

3. Anton's team has 12 soccer balls on the field and 3 soccer balls in the coach's bag. How many soccer balls does Anton's team have?

Anton's team has _____ soccer balls.

4. Emi had 13 friends over for dinner. 4 more friends came over for cake. How many friends came over to Emi's house?

There were _____ friends.

5. 6 adults and 12 children were swimming in the lake. How many people were swimming in the lake?

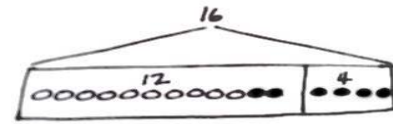
There were _____ people swimming in the lake.

6. Rose has a vase with 13 flowers. She puts 7 more flowers in the vase. How many flowers are in the vase?

There are _____ flowers in the vase.

Name _____

Date _____

Read the word problem.Draw a tape diagram and label.Write a number sentence and a statement that matches the story.

1. 9 dogs were playing at the park. Some more dogs came to the park. Then, there were 11 dogs. How many more dogs came to the park?

_____ more dogs came to the park.

2. 16 strawberries are in a basket for Peter and Julio. Peter eats 8 of them. How many are there for Julio to eat?

Julio has _____ strawberries to eat.

3. 13 children are on the roller coaster. 3 adults are on the roller coaster. How many people are on the roller coaster?

There are _____ people on the roller coaster.

4. 13 people are on the roller coaster now. 3 adults are on the roller coaster, and the rest are children. How many children are on the roller coaster?

There are _____ children on the roller coaster.

5. Ben has 6 baseball practices in the morning this month. If Ben also has 6 practices in the afternoon, how many baseball practices does Ben have?

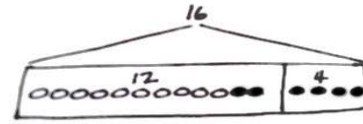
Ben has _____ baseball practices.

6. Some yellow beads were on Tamra's bracelet. After she put 14 purple beads on the bracelet, there were 18 beads. How many yellow beads did Tamra's bracelet have at first?

Tamra's bracelet had _____ yellow beads.

Name _____

Date _____

Read the word problem.Draw a tape diagram and label.Write a number sentence and a statement that matches the story.

1. Rose drew 7 pictures, and Willie drew 11 pictures. How many pictures did they draw all together?

They drew _____ pictures.

2. Darnel walked 7 minutes to Lee's house. Then, he walked to the park. Darnel walked for a total of 18 minutes. How many minutes did it take Darnel to get to the park?

It took Darnel _____ minutes to get to the park.

3. Emi has some goldfish. Tamra has 14 betta fish. Tamra and Emi have 19 fish in all. How many goldfish does Emi have?

Emi has _____ goldfish.

4. Shanika built a block tower using 14 blocks. Then, she added 4 more blocks to the tower. How many blocks are there in the tower now?

The tower is made of _____ blocks.

5. Nikil's tower is 15 blocks tall. He added some more blocks to his tower. His tower is 18 blocks tall now. How many blocks did Nikil add?

Nikil added _____ blocks.

6. Ben and Peter caught 17 tadpoles. They gave some to Anton. They have 4 tadpoles left. How many tadpoles did they give to Anton?

They gave Anton _____ tadpoles.

Name _____

Date _____

Use the tape diagrams to write a variety of word problems. Use the word bank if needed. Remember to label your model after you write the story.

Topics (Nouns)

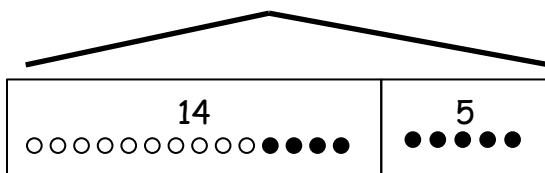
flowers	goldfish	lizards
stickers	rockets	cars
frogs	crackers	marbles

Actions (Verbs)

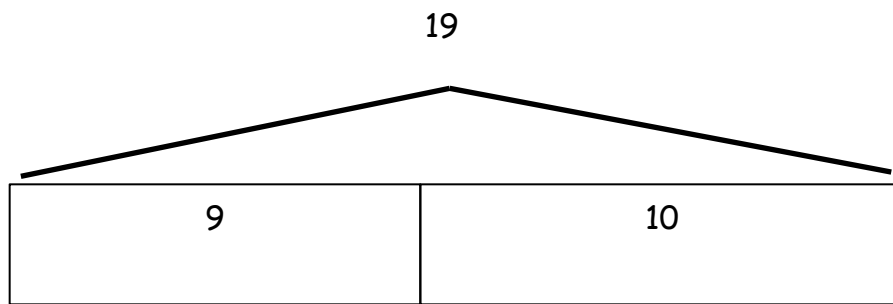
hide	eat	go away
give	draw	get
collect	build	play

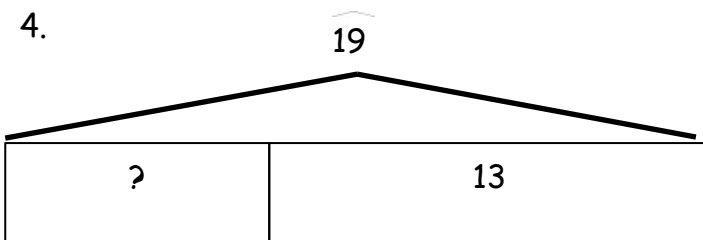
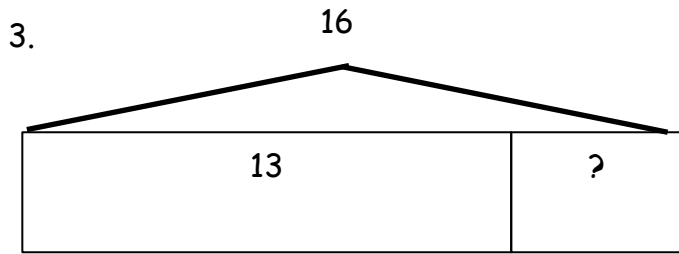
1.

19



2.



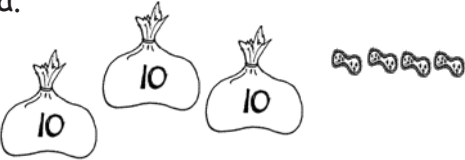


Name _____

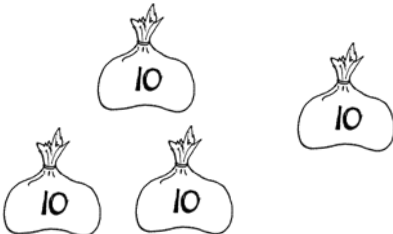
Date _____

1. Fill in the blanks and match the pairs that show the same amount.

a.

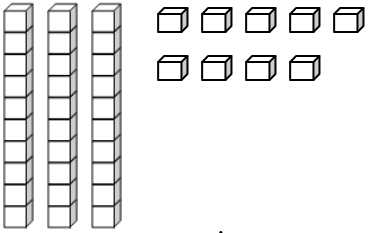


_____ tens _____ ones

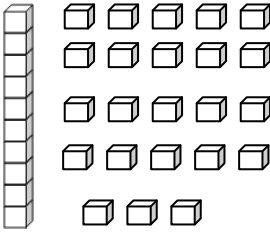


_____ tens _____ ones

b.

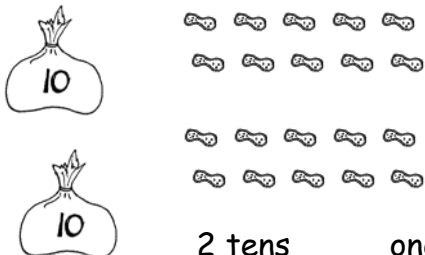


_____ tens _____ ones

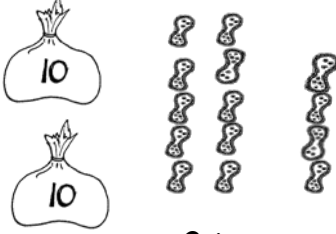


1 ten _____ ones

c.

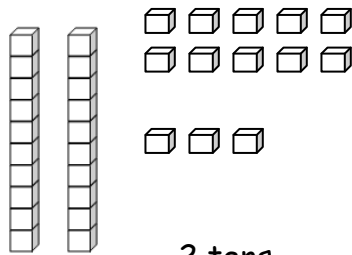


2 tens _____ ones

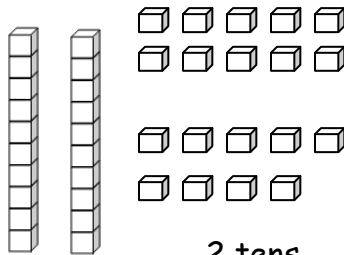


2 tens _____ ones

d.



2 tens _____ ones



2 tens _____ ones

2. Match the place value charts that show the same amount.

a.

tens	ones
2	2

tens	ones
3	6

b.

tens	ones
2	16

tens	ones
3	4

c.

tens	ones
2	14

tens	ones
1	12

3. Check each sentence that is true.

☐ a. 27 is the same as 1 ten 17 ones.

☐ b. 33 is the same as 2 tens 23 ones.

☐ c. 37 is the same as 2 tens 17 ones.

☐ d. 29 is the same as 1 ten 19 ones.

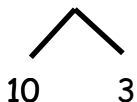
4. Lee says that 35 is the same as 2 tens 15 ones, and Maria says that 35 is the same as 1 ten 25 ones. Draw quick tens to show if either Lee or Maria is correct.

Name _____ Date _____

1. Solve using number bonds. Write the two number sentences that show that you added the ten first. Draw quick tens and ones if that helps you.

a.

$$14 + 13 = \underline{\quad}$$

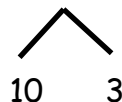


$$14 + 10 = 24$$

$$24 + 3 = 27$$

b.

$$13 + 24 = \underline{\quad}$$

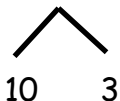


$$24 + 10 = \underline{\quad}$$

$$\underline{\quad} + 3 = \underline{\quad}$$

c.

$$16 + 13 = \underline{\quad}$$

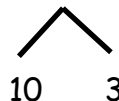


$$16 + 10 = \underline{\quad}$$

$$\underline{\quad} + 3 = \underline{\quad}$$

d.

$$13 + 26 = \underline{\quad}$$

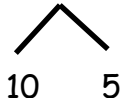


$$26 + 10 = \underline{\quad}$$

$$\underline{\quad} + \underline{\quad} = \underline{\quad}$$

e.

$$15 + 15 = \underline{\quad}$$



$$\underline{\quad} + \underline{\quad} = \underline{\quad}$$

$$\underline{\quad} + \underline{\quad} = \underline{\quad}$$

f.

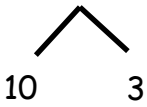
$$15 + 25 = \underline{\quad}$$



$$\underline{\quad} + \underline{\quad} = \underline{\quad}$$

$$\underline{\quad} + \underline{\quad} = \underline{\quad}$$

2. Solve using number bonds or the arrow way. Part (a) has been started for you.

a. $15 + 13 = \underline{\quad}$ 	b. $14 + 23 = \underline{\quad}$
c. $16 + 14 = \underline{\quad}$	d. $14 + 26 = \underline{\quad}$
e. $21 + 17 = \underline{\quad}$	f. $17 + 23 = \underline{\quad}$
g. $21 + 18 = \underline{\quad}$	h. $18 + 12 = \underline{\quad}$

Name _____

Date _____

1. Solve using number bonds. This time, add the tens first. Write the 2 number sentences to show what you did.

a. $11 + 14 = \underline{\quad}$	b. $21 + 14 = \underline{\quad}$
c. $14 + 15 = \underline{\quad}$	d. $26 + 14 = \underline{\quad}$
e. $26 + 13 = \underline{\quad}$	f. $13 + 24 = \underline{\quad}$

2. Solve using number bonds. This time, add the ones first. Write the 2 number sentences to show what you did.

a. $29 + 11 = \underline{\quad}$	b. $17 + 13 = \underline{\quad}$
c. $14 + 16 = \underline{\quad}$	d. $26 + 13 = \underline{\quad}$
e. $28 + 11 = \underline{\quad}$	f. $12 + 27 = \underline{\quad}$
g. $18 + 12 = \underline{\quad}$	h. $22 + 18 = \underline{\quad}$

Name _____

Date _____

1. Solve using a number bond to add ten first. Write the 2 addition sentences that helped you.

<p>a.</p> $\begin{array}{r} 18 + 14 = \underline{\quad\quad} \\ \swarrow \quad \searrow \\ 10 \quad 4 \end{array}$ $18 + 10 = 28$ $28 + 4 = 32$	<p>b.</p> $\begin{array}{r} 14 + 17 = \underline{\quad\quad} \\ \swarrow \quad \searrow \\ 10 \quad 4 \end{array}$ $17 + 10 = 27$ $27 + 4 = 31$
<p>c.</p> $\begin{array}{r} 19 + 15 = \underline{\quad\quad} \\ \swarrow \quad \searrow \\ 10 \quad 5 \end{array}$ $19 + 10 = \underline{\quad\quad}$ $\underline{\quad\quad} + 5 = \underline{\quad\quad}$	<p>d.</p> $\begin{array}{r} 18 + 15 = \underline{\quad\quad} \\ \swarrow \quad \searrow \\ 10 \quad 5 \end{array}$ $18 + 10 = \underline{\quad\quad}$ $\underline{\quad\quad} + 5 = \underline{\quad\quad}$
<p>e.</p> $\begin{array}{r} 19 + 13 = \underline{\quad\quad} \\ \swarrow \quad \searrow \\ 10 \quad 3 \end{array}$ $19 + 10 = \underline{\quad\quad}$ $\underline{\quad\quad} + \underline{\quad\quad} = \underline{\quad\quad}$	<p>f.</p> $\begin{array}{r} 19 + 16 = \underline{\quad\quad} \\ \swarrow \quad \searrow \\ 10 \quad 6 \end{array}$ $19 + 10 = \underline{\quad\quad}$ $\underline{\quad\quad} + \underline{\quad\quad} = \underline{\quad\quad}$

2. Solve using a number bond to make a ten first. Write the 2 number sentences that helped you.

<p>a.</p> $\begin{array}{r} 19 + 14 = \underline{\hspace{2cm}} \\ \wedge \\ 1 \quad 13 \end{array}$ $19 + 1 = 20$ $20 + 13 = 33$	<p>b.</p> $\begin{array}{r} 18 + 13 = \underline{\hspace{2cm}} \\ \wedge \\ 2 \quad 11 \end{array}$ $18 + 2 = 20$ $20 + 11 = 31$
<p>c.</p> $\begin{array}{r} 18 + 14 = \underline{\hspace{2cm}} \\ \wedge \\ 2 \quad 12 \end{array}$ $18 + 2 = \underline{\hspace{2cm}}$ $20 + 12 = \underline{\hspace{2cm}}$	<p>d.</p> $\begin{array}{r} 18 + 16 = \underline{\hspace{2cm}} \\ \wedge \\ 2 \quad 14 \end{array}$ $18 + 2 = \underline{\hspace{2cm}}$ $\underline{\hspace{2cm}} + 14 = \underline{\hspace{2cm}}$
<p>e.</p> $\begin{array}{r} 15 + 17 = \underline{\hspace{2cm}} \\ \wedge \\ 12 \quad 3 \end{array}$ $\underline{\hspace{2cm}} + 3 = \underline{\hspace{2cm}}$ $\underline{\hspace{2cm}} + 12 = \underline{\hspace{2cm}}$	<p>f.</p> $\begin{array}{r} 17 + 18 = \underline{\hspace{2cm}} \\ \wedge \\ 15 \quad 2 \end{array}$ $\underline{\hspace{2cm}} + \underline{\hspace{2cm}} = \underline{\hspace{2cm}}$ $\underline{\hspace{2cm}} + \underline{\hspace{2cm}} = \underline{\hspace{2cm}}$

Name _____ Date _____

1. Solve using number bonds with pairs of number sentences. You may draw quick tens and some ones to help you.

a. $19 + 12 = \underline{\quad}$	b. $18 + 12 = \underline{\quad}$
c. $19 + 13 = \underline{\quad}$	d. $18 + 14 = \underline{\quad}$
e. $17 + 14 = \underline{\quad}$	f. $17 + 17 = \underline{\quad}$
g. $18 + 17 = \underline{\quad}$	h. $18 + 19 = \underline{\quad}$

2. Solve. You may draw quick tens and some ones to help you.

a. $19 + 12 = \underline{\quad}$	b. $18 + 13 = \underline{\quad}$
c. $19 + 13 = \underline{\quad}$	d. $18 + 15 = \underline{\quad}$
e. $19 + 16 = \underline{\quad}$	f. $15 + 17 = \underline{\quad}$
g. $19 + 19 = \underline{\quad}$	h. $18 + 18 = \underline{\quad}$

Name _____ Date _____

1. Solve using quick ten drawings, number bonds, or the arrow way. Check the rectangle if you made a new ten.

a. $23 + 12 = \underline{\hspace{2cm}}$ <div style="border: 1px solid black; width: 50px; height: 20px; margin-left: auto; margin-right: auto;"></div>	b. $15 + 15 = \underline{\hspace{2cm}}$ <div style="border: 1px solid black; width: 50px; height: 20px; margin-left: auto; margin-right: auto;"></div>
c. $19 + 21 = \underline{\hspace{2cm}}$ <div style="border: 1px solid black; width: 50px; height: 20px; margin-left: auto; margin-right: auto;"></div>	d. $17 + 12 = \underline{\hspace{2cm}}$ <div style="border: 1px solid black; width: 50px; height: 20px; margin-left: auto; margin-right: auto;"></div>
e. $27 + 13 = \underline{\hspace{2cm}}$ <div style="border: 1px solid black; width: 50px; height: 20px; margin-left: auto; margin-right: auto;"></div>	f. $17 + 16 = \underline{\hspace{2cm}}$ <div style="border: 1px solid black; width: 50px; height: 20px; margin-left: auto; margin-right: auto;"></div>

2. Solve using quick ten drawings, number bonds, or the arrow way.

a. $15 + 13 = \underline{\hspace{2cm}}$	b. $25 + 13 = \underline{\hspace{2cm}}$
c. $24 + 14 = \underline{\hspace{2cm}}$	d. $25 + 15 = \underline{\hspace{2cm}}$
e. $18 + 14 = \underline{\hspace{2cm}}$	f. $18 + 18 = \underline{\hspace{2cm}}$
g. $24 + 16 = \underline{\hspace{2cm}}$	h. $17 + 18 = \underline{\hspace{2cm}}$

Name _____ Date _____

1. Solve using quick ten drawings, number bonds, or the arrow way.

a. $13 + 12 = \underline{\quad}$	b. $23 + 12 = \underline{\quad}$
c. $13 + 16 = \underline{\quad}$	d. $23 + 16 = \underline{\quad}$
e. $13 + 27 = \underline{\quad}$	f. $17 + 16 = \underline{\quad}$
g. $14 + 18 = \underline{\quad}$	h. $18 + 17 = \underline{\quad}$

2. Solve using quick ten drawings, number bonds, or the arrow way. Be prepared to discuss how you solved during the Debrief.

a. $17 + 11 = \underline{\quad}$	b. $17 + 21 = \underline{\quad}$
c. $27 + 13 = \underline{\quad}$	d. $17 + 14 = \underline{\quad}$
e. $13 + 26 = \underline{\quad}$	f. $17 + 17 = \underline{\quad}$
g. $18 + 15 = \underline{\quad}$	h. $16 + 17 = \underline{\quad}$